

HydroOptix Guide for ECPs

(Eye Care Professionals)

Cure underwater tunnel-vision by making emmetropes (those with 20/20 vision) myopic with 1-day CLs! Many myopes are naked-eye users (see Rx Conversion Chart attached).



MEGA® Benefits:

350% More View Remarkable situational awareness.
View = $170^\circ \leftrightarrow x 90^\circ \updownarrow$.

True View Objects appear at their true distance, shape and size, giving you superior eye-hand coordination.

Razor Sharp Optical design perfection by the same team NASA chose to fix the once-fuzzy Hubble Space Telescope.

Flat Masks Distort:

Tunnel View Water refraction makes objects appear 34% bigger and 25% closer. Top-rated flat mask views are only $71^\circ \leftrightarrow x 56^\circ \updownarrow$.

* **Fuzzy Edges** Lateral chromatic aberration makes objects out of focus and worsens water clarity.

* **Warped Shapes** Strong pincushion distortion at edges.

ECPs control the vision revolution for millions of scuba divers

Scuba divers are victims of Low Vision. So-called 'panoramic' flat masks narrow vision to 71° when submerged. While statistically very safe, scuba accidents that do occur usually start with buddy-separation. And low vision is a silly way to enjoy our water planet!

Emmetropes can't wear our MEGA mask with their naked eyes... first they must become 'temporary myopes' with disposable plus-diopter contacts. Although our revolutionary paradigm might sound wacky, seeing is believing! **Thousands** of divers are using our masks and are delighted by their improved underwater vision. There are 8 million divers in the USA; most have a passion for new technology.

The attached **Superior Optics** and **Rx Conversion Chart** will answer most of your questions. Quite simply, disposable CLs allow any CL user to accommodate the range of our MEGA mask.

As many of you already know, the US Navy, all the world's scuba training agencies, and the MD-founded Divers Alert Network (DAN) ALL certify soft lenses as safe for scuba, as long as the lenses are discarded or properly disinfected after the day's last dive.

We want to make it easy for divers to get their contacts... from you. Thank you for joining the **DEC-Pro Network (Diving Eye Care)**, and helping to change the face of diving.

Info Just For ECPs:



www.HydroOptix.com/decprivate/

HydroOptix

THE REVOLUTION IN UNDERWATER VISION™

Culver City, California • Tel: (877) WIDE EYE (943-3393)


L0059 / L0062 / ECPFaxP1_061605.ai / © 2005 HydroOptix LLC

Rx Conversion Chart


Many naturally nearsighted divers can use this mask with their naked eyes (see **Naked-Eye Match** below). Thousands of other divers around the world wear contact lenses to enjoy Double-Dome vision.

What is your *In-Air* vision? (Check your prescription or ask your Eye Doctor)

Nearsighted Eye
(see close-up better than far away)



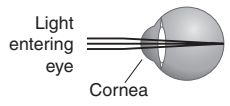
A **Nearsighted Eye** has too much **+** power...



...therefore you use **-** diopter glasses or contacts.

Perfect Eye
20/20 Vision
(1.0 in Japan)

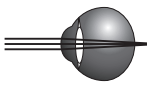
Very close focus ability is required to wear the MEGA Double-Dome mask. Therefore, you must wear **+** power contact lenses.




Light entering eye
Cornea

Farsighted Eye
(see far away better than close-up)

A **Farsighted Eye** has too much **-** power...



...therefore you use **+** diopter glasses or contacts.



Now, find your **MEGA[®] 4.5DD** Diving Rx:

1. Start by finding your In-Air Prescription (Rx) in the top row.
2. Read down to the row of your Age Group to find your contact lens power (i.e. Diving Rx).

If you are 40+ and wear glasses only for reading (presbyopic), you wear +4.5 contacts. See **Magic Bifocals**, on our website at www.HydroOptix.com

		-7.0	-6.5	-6.0	-5.5	-5.0	-4.5	-4.0	-3.5	-3.0	-2.5	-2.0	-1.5	-1.0	-0.5	0	+0.5	+1.0	+1.5	+2.0
AGE GROUP	40+	-2.5	-2.0	Naked-Eye		Match														
				Naked-Eye		Match														
				Naked-Eye		Match														
	Mid-30's	-3.5	-3.0	Naked-Eye		Match														
	Under 30	-4.0	-3.5	Naked-Eye		Match														

* Contact Lens (CL) range as strong as **-5.5**, not **-6.0**

No Eye Exam required if you have a recent contact lens Rx.

If you already wear soft disposable contact lenses (CLs) for in-air vision, just ask your regular Eye Care Professional for the same brand and Base Curve. Have them change the Sphere Power ("+" or "-") according to the **Rx Conversion Chart** above.

Astigmatism Correction

If your cornea is not perfectly spherical, your Rx has a Cylinder (CYL) number. If your CYL is strong (over ± 2), the latest disposable toric contacts work great. For mild CYL (under ± 1.75), add 1/2 your CYL to your Sphere (SPH) to find your Sphere-only In-Air correction. Use this number in **Step 1** above.

EXAMPLE: Right eye SPH -3.0 / CYL -1.5 = Sphere-only Rx -3.75.

Base Curve

If switching from a semi-rigid lens to a soft disposable contact, pick a Base Curve (BC) close to what you now wear.

NOTE: If you have never worn contact lenses before, do not self-prescribe. A licensed Eye Care Professional must examine your eyes to ensure the safety and health of your vision. A little preconditioning before diving is recommended. Wear your Surface-Interval Eyeglasses over the contact lenses for two hours a day, for two days, before you go diving.

www.HydroOptix.com

Superior Optics

Magic Bifocals

Your eyes will focus close, like they did when you were in your 20's! You will not need bifocals underwater if the Rx strength of your bifocals or reading glasses is +2.0 or less. If +2.25 or stronger, then the latest bifocal contacts or monovision will give you great close-focus ability.

Broad Rx Correction

A wide range of nearsighted divers can use the mask with their naked eyes. They see almost 5X more, and more clearly, than with either a flat Rx mask or with contacts and a flat mask.

Variable Rx

The HydroOptix Double-Domes have no optical power in air. The domes shape the **water** into the Rx lens. Unlike lenses used in air, which have a fixed optical power, the patented “water lens” Rx automatically gets weaker when objects get closer.

Why?

The simple answer:

Thick lenses are optically stronger than thin lenses.

The tech answer:

Four things control the optical power of a lens:

1. Curve of the front surface (R1)
2. Curve of the back surface (R2)
3. Thickness of the lens
4. Type of lens material

The concave shape of water formed against the air inside the mask equals the back curve of an eyeglass lens (R2 in diagram). If you look at fish far away, you look through a thick lens made of water, and this thick “water lens” has a strong Rx. If you look at fish close to you, the “water lens” is thin, and has a weak Rx.

